



### KEY FEATURES

- This powerful square-form handle offers a firm, comfortable grip and is ideal for larger sliding panels. It is fixed to the door on both the interior and exterior. A mortice lock with hook bolt is fixed separately and is activated by key or interior turn knob in a rectangular base plate.
- Available in 316-grade stainless steel only.
- Available in either 300mm or 600mm lengths.



#### CUSTOM DESIGNED

ICON™ Pulls are fitted both sides of the stile. Designed to suit our Designer series, Architectural series and Commercial sliding doors.



#### CUSTOM MOULDED

We have designed custom injection moulded nylon spacers to position the spring loaded lock keeper in the right location.







#### THERMALHEART™

ICON™ Pulls with commercial sliding door locks can also be used on our ThermalHEART™ sliding doors.

### DIMENSIONS

Height	325mm
Width	60mm
Depth	45mm

### SUITABLE FOR USE WITH

-  Series 618 MAGNUM™ Sliding Door
-  Series 731 ThermalHEART® Sliding Door
-  Series 702 SlideMASTER™ Sliding Door
-  Series 704 SlideMASTER™ Sliding Door



[vantagealuminium.com.au/icon](http://vantagealuminium.com.au/icon)

Subject to individual site conditions and wind loads. Contact AWS Technical Support for more information, e-mail [techsupport@awsaustralia.com.au](mailto:techsupport@awsaustralia.com.au)