




KEY FEATURES

- This powerful square form handle surface mounts to the door.
- The handle incorporates a twin actuated locking mechanism with dual 316-grade stainless steel locking tongues.
- Twin point locking.
- Heavy duty stainless steel tongues.
- Available in a range of standard and special powdercoat finishes to match your door.
- Stainless steel handle option available.




TWIN LOCKING

Twin locking stainless steel tongues that nest into matching adjustable keeper. Covers can be supplied powdercoat or stainless steel.



STRENGTH

The outer pull on ANDO™ locks is powder coated over stainless steel. This significantly increases the strengths and weather resistance.









FLYSCREEN

When used in the Series 471 Apartment door fitted with flydoors we recommend ANDO™ slimline as it clears the screen door.

DIMENSIONS

| | |
|--------|-------|
| Height | 210mm |
| Width | 105mm |
| Depth | 44mm |

SUITABLE FOR USE WITH

-  Series 541 Residential Sliding Door
-  Series 542 Residential Sliding Door
-  Series 618 MAGNUM™ Sliding Door
-  Series 471 Apartment Sliding Door
-  Series 702 SlideMASTER™ Sliding Door
-  Series 704 SlideMASTER™ Sliding Door