





KEY FEATURES

- This bi-fold swivel operator throws locking stainless steel bolts into the frame at top and bottom of the panel. Optional key-locking (separately installed) is available. Available in 316-grade stainless steel and painted finish.
- Having an operator handle located centrally on a bi-fold door removes the need to bend down or stretch to reach flush bolts that might be located at the top and bottom of the stiles.
- The ANDO™ handle is clean and smooth with no visible fasteners when is in the closed position.
- Available in a range of standard and special powdercoat finishes to match your door.
- Also available in 316 grade stainless steel.
- Low line furniture (15mm) ensures the handle won't strike adjoining panels when doors are in the open position.
- Handle has ball detent to keep the handle at 90° (in the unlock position) when opening panels.
- Matching hinged door lever furniture available.



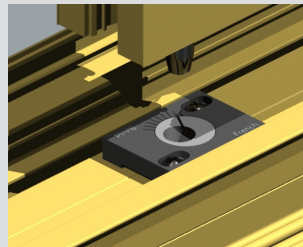
FINISHING

ANDO™ bi-fold operator can be supplied non-key locking. The furniture is available in a range of standard or special colours.



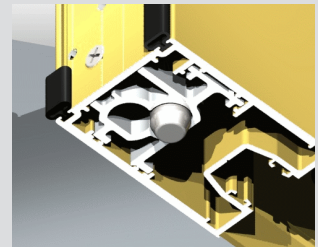
KEY LOCK

ANDO™ bi-fold operator can also be supplied in a key locking format.



ADJUSTABLE

On Series 410 Bi-fold doors the keeper in head and sill is adjustable. This allows the panels to be tightened on the frame.



SUPPORT

The bolt tips are supported by extruded aluminium guides. This ensures the bolts fall in the right location and that they can withstand high wind loads

DIMENSIONS

Height	143mm
Width	27mm
Depth	15mm

SUITABLE FOR USE WITH

-  Series 546 Designer Bi-fold Window
-  Series 548 Designer Bi-fold Door
-  Series 730 ThermalHEART® Bi-fold Door
-  Series 410 FoldMASTER™ Bi-fold Door
-  Series 411 ViewMASTER™ Bi-fold Door
-  Series 412 ViewMASTER™ Bi-fold Door



vantagealuminium.com.au/ando

Subject to individual site conditions and wind loads. Contact AWS Technical Support for more information, e-mail techsupport@awsaustralia.com.au