



### KEY FEATURES

- Series 613 Double-Hung Windows give the solid appearance of timber with all the benefits of aluminium: strength, weather performance, sound reduction, high performance powder coat and anodised finishes, security and flyscreening.
- The window has been tested for compliance with the relevant Australian Standards achieving a high water resistance of 300Pa.
- 102mm frame, mullion and transom have a soft 2mm internal radius.
- Both sashes can be hinged back into the room to allow cleaning of both sides of the glass from inside, without having to remove the flyscreen.
- Sashes can be secured with the Vantage custom key or non-key locking cam handle.
- Can be fitted with external flyscreens within the frame line.
- This window will accept glass from 4mm to 20mm thick. Dedicated sashes to accept the 20mm IGUs (double glazed sashes are not splayed).



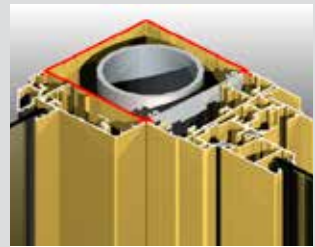
The wide sashes have been designed to accept a variety of glass thicknesses including 20mm insulating glass.



The window is designed to accept flyscreens within the main frame. The screen is kept secure with custom nylon spring clips – no rattling and no rust.



Custom designed locking mechanism. Roll the operation handle over 180° to lock/unlock. Lock can be coloured to match sash as detailed.



There are numerous snap couplers that allow us to join window to window or window to door. The illustration above shows the 90° corner coupler designed to wrap around support posts. No unsightly rivets or screws required.

#### GENERAL

**Max Panel Height\***  
1009mm

**Max Panel Width\***  
1090mm

**Max Glass Thickness**  
20mm

**Frame Depth**  
102mm

#### ENERGY

**UW Range**  
3.7-6.5

**SHGC Range**  
0.19-0.57

#### WEATHER

**Maximum Water**  
300 Pa.

#### ACOUSTICS

**6.38mm Lam**  
30 (0;-1)

