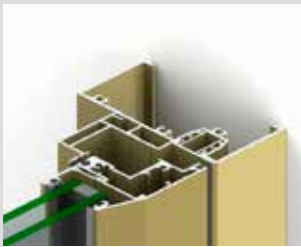
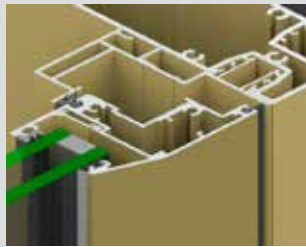


### KEY FEATURES


- This high-performance awning and casement window has been designed to accept Truth™ hardware. This allows us to offer very large casements and awnings fitted with scissor type winders with jamb to stile latches that secure the sashes in the closed position.
- The extra strong sashes allow large sash windows to be fabricated for high wind load areas.
- The Truth™ hardware can resist very high negative wind loads with the use of winders and side latches.
- Hardware comes in standard E-GARD™ or for extreme locations we also offer 304 stainless steel stays.
- Casement sashes open to 90° and have an opening gap of approximately 80mm on the hinge side, this allows cleaning of external glass face from inside the building.
- Fixed lowlights/sidelights are designed around Series 406 single glazed and 426 double glazed FrontGLAZE™.




Snap-in jamb adaptors make it possible to have SG or DG fixed highlights and/or lowlights within the same frame.



Will accept glass up to 24mm IGU.



Also available in 150mm frame – see Series 468.



Designed to suit AWS FrontGLAZE™ framing systems

#### GENERAL

NB: Maximum panel height and width of Awning sashes are interdependent.

##### Max Panel Height\*

A/ @2400w = 800H  
C/ 2100mm

##### Max Panel Width\*

A/ @2100h = 1200w  
C/ 1200mm

#### Max Glass Thickness

24mm

#### Frame Depth

102mm

#### ENERGY UW Range

#### SHGC Range

#### WEATHER

##### Maximum Water

450 Pa.

#### ACOUSTICS

This product has not been acoustics tested. AWS anticipates this product's acoustic performance will be in-line with Series 466.

